

surcharge for legs  
in solid OAK wood



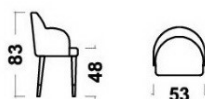
solid wood	CHAIR with straight back	CHAIR WITH STITCHED BACK
Ime		
Oznaka	ARM-chair R	ARM-chair S
Dimenzije (LxDxH)	53x h.83	53x h.83
CAT 300	598	621
Tkanine BASIC	460	471

chair

**ARMONIA**



FRAME	solid beech, panels
SUPPORT	crossed elastic webbing
SEAT	foam HR 35/36, wadding
BACK	foam N 25/38, stitched back
ARMREST	upholstered wooden panel
LEGS	optionally, painted with a different color in the lower zone



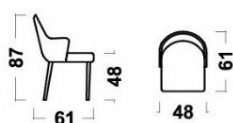
Ime	CHAIR	
Oznaka	ARM LUX-chair	
Dimenzije (LxDxH)	53x h.83	
CAT 300	552	surcharge for solid wood
Tkanine BASIC	494	

chair

**ARMONIA LUX**



FRAME	solid beech, panel
SUPPORT	crossed elastic webbing
SEAT	foam HR 35/36, wadding
BACK	foam N 25/38, veneered back
ARMREST	panel, upholstered inside
LEGS	optionally, painted with a different color in the lower zone



Ime	CHAIR	
Oznaka	COMO-chair	
Dimenzije (LxDxH)	48x61 h.87	
CAT 300	541	surcharge for solid wood
Tkanine BASIC	414	

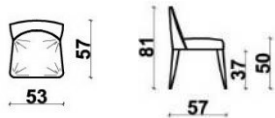
chair

**COMO**



FRAME	solid beech, panel
SUPPORT	crossed elastic webbing
SEAT	foam HR 35/36, wadding
BACK	foam N 25/38, optional passepoil
ARMREST	upholstered wooden panel
LEGS	optional, painted with a different color in the lower zone

there is a possibility to increase the height of the backrest by 13cm, in which case the price go UP 5%



Ime	CHAIR	CHAIR WITH STITCHED BACK
Oznaka	IBI-chair	IBI-chair step
Dimenzije (LxDxH)	53x57 h.81	53x57 h.81
CAT 300	633	770
Tkanine BASIC	518	575

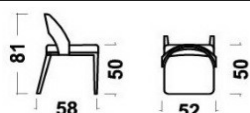
chair

IBICA



35 surcharge for OAK legs

FRAME	solid beech, panel
SUPPORT	crossed elastic webbing
SEAT	foam N 25/38
LEGS	wooden (upholstered +5%)



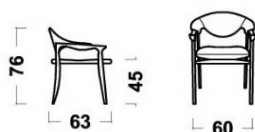
Ime	CHAIR	
Oznaka	LOLA-chair	
Dimenzije (LxDxH)	52x58 h.81	surcharge for
CAT 300	575	legs in
Tkanine BASIC	460	103

chair

LOLA



FRAME	solid beech, panel
SUPPORT	crossed elastic webbing
SEAT	foam HR 35/36, wadding
BACK	foam N 25/38
ARMREST	
LEGS	wooden



Ime	CHAIR	
Oznaka	SON-chair	
Dimenzije (LxDxH)	60x63 h.76	
CAT 300	828	
Tkanine BASIC	770	

chair

SONATA



FRAME	solid beech wood
SUPPORT	beech plywood
SEAT	foam N 25/38
BACK	foam N 25/38
ARMREST	beech wood
LEGS	beech wood