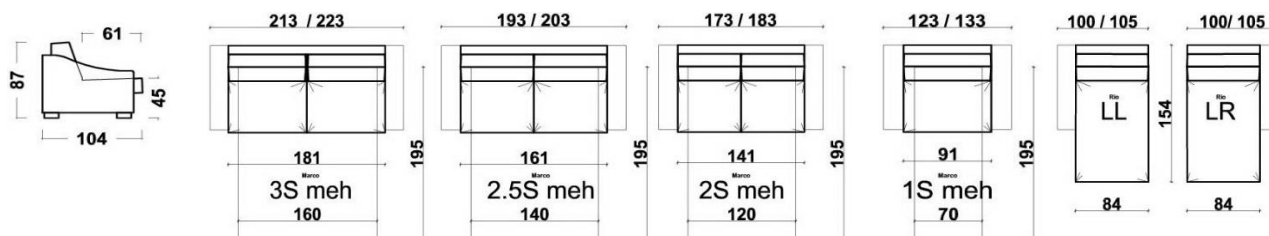




FRAME	sofa bed mechanism; solid beech wood, wooden panels
SUPPORT	sofa bed mechanism, mattress 11cm or elastic webbing
SEATING	HR foam 35/36, wadding
BACKREST	foam L 25/15, N 25/38, wadding
ARMREST	foam L 25/15, N 25/38, wadding
LEGS	beech wood 16x8 h.6cm

mechanism models equipped with Sofa-bed mechanism. Mattress base wire mesh. Standard mattress made of 12 cm thick S25 sponge with removable cover. Optionally, it can be ordered with a different type of filling.



name	3-SEATER WITH SOFA-BED and 2 ARMRESTS	2.5-SEATER WITH SOFA-BED and 2 ARMRESTS	2-SEATER WITH SOFA-BED and 2 ARMRESTS	ARMCHAIR-WITH SOFA-BED and 2 ARMRESTS	LONGCHAIR WITH BOX WITHOUT ARMRESTS
label	MAR-3S meh	MAR-2.5S meh	MAR-2S meh	MAR-1S meh	MAR-L_(L/R)
dimensions (LxDxH)	213/223x104 h.87	193/203x104 h.87	173/183x104 h.87	123/133x104 h.87	84x154 h.87
cat 300	3,726	3,611	3,335	2,726	2,059
cat 500	4,405	4,255	3,910	3,128	2,358
cat 700	4,704	4,451	4,175	3,335	2,519
fabric BASIC	2,933	2,737	2,461	2,128	1,610
fabric LUX	3,024	2,829	2,565	2,185	1,656
fabric ELEGANT	3,128	2,933	2,680	2,254	1,713
fabric EXCLUSIVE	3,243	3,024	2,795	2,323	1,759
fabric PREMIUM	3,461	3,231	3,024	2,461	1,909
fabric LUXURY	3,783	3,542	3,381	2,680	2,162

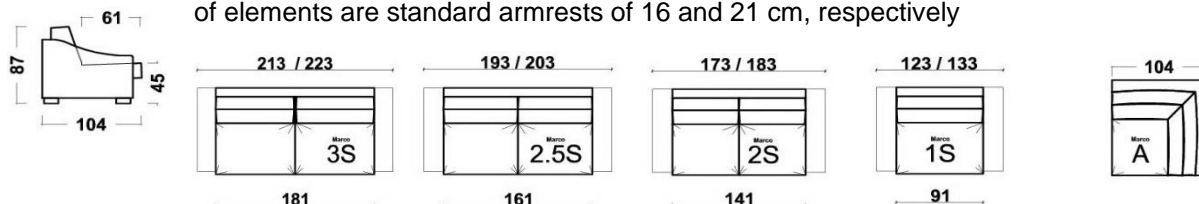
Mattress dimensions and mattress filling variants - supplements to the basic price:

ELEMENT	3-SEATER	2.5-SEATER	2-SEATER	ARMCHAIR
mattress dimensions	160X195 h.12	140X195 h.12	120X195 h.12	70X195 h.12
S25	basic price	basic price	basic price	basic price
HR 35/36	115	103	81	57
HR 35/36 + Memory foam	184	161	138	92

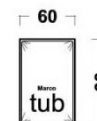
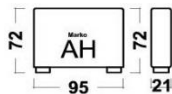
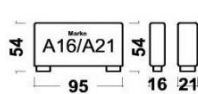


FRAME	sofa bed mechanism; solid beech wood, wooden panels
SUPPORT	sofa bed mechanism, mattress 11cm or elastic webbing
SEATING	HR foam 35/36, wadding
BACKREST	foam L 25/15 and N 25/38
ARMREST	foam L 25/15
LEGS	beech wood 16x8 h.6cm

NOTE armrests can be chosen as desired. Armrests that are included in the price of elements are standard armrests of 16 and 21 cm, respectively



name	3-SEATER FIX with standard armrests	2.5-SEATER FIX with standard armrests	2-SEATER FIX with standard armrests	ARMCHAIR-FIX with standard armrests	CORNER
label	MRK-3S fix	MRK- 2.5S fix	MRK- 2S fix	MRK- 1S fix	MRK- A
dimensions (LxDxH)	213/223x104 h.87	193/203x104 h.87	173/183x104 h.87	123/133x104 h.87	104x104 h.87
cat 300	3,024	2,841	2,634	1,920	1,748
cat 500	3,588	3,346	3,082	2,323	2,116
cat 700	3,875	3,611	3,335	2,507	2,266
fabric BASIC	2,174	2,035	1,874	1,380	1,254
fabric LUX	2,266	2,128	1,955	1,449	1,323
fabric ELEGANT	2,381	2,231	2,059	1,518	1,380
fabric EXCLUSIVE	2,484	2,335	2,151	1,598	1,449
fabric PREMIUM	2,714	2,542	2,335	1,748	1,587
fabric LUXURY	3,047	2,852	2,622	1,978	1,817



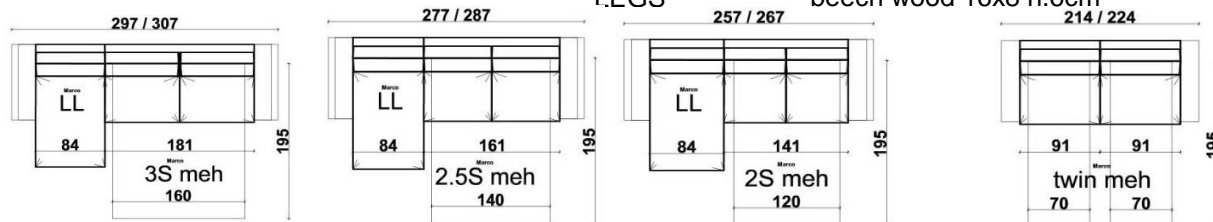
name	HEADREST	STANDARD ARMREST 16/21cm	ARMREST HIGHT- STREIGHT	CURVED ARMREST	POUF
label	MRK-HDR	MRK-A16 /A21	MRK-AH	MRK-AK	MRK- tub
dimensions (LxDxH)		16(21)x95 h.54	21x95 h.72	16x95 h.72/54	93x60 h.45
cat 300	207	379	437	391	575
cat 500	241	448	552	483	713
cat 700	265	471	587	529	770
fabric BASIC	173	299	299	265	368
fabric LUX	184	311	322	276	391
fabric ELEGANT	207	322	345	299	414
fabric EXCLUSIVE	218	345	368	322	448
fabric PREMIUM	253	379	402	357	518
fabric LUXURY	311	425	483	414	621

MARKO

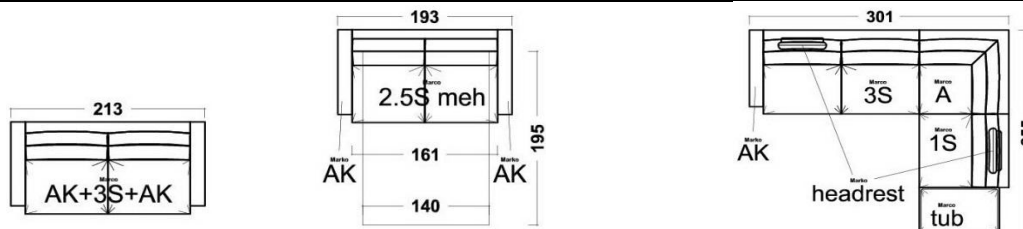
35



FRAME	sofa bed mechanism; solid beech wood, wooden panels
SUPPORT	sofa bed mechanism, mattress 11cm or elastic webbing
SEATING	HR foam 35/36, wadding
BACKREST	foam L 25/15 and N 25/38
ARMREST	foam L 25/15
LEGS	beech wood 16x8 h.6cm



name	CORNER SOFA			3-SEATER WITH 2 SEPARATE SOFA-BEDS
label	3Smeh+LL	2,5Smeh+LL	2Smeh+LL	3S TWIN
dimensions (LxDxH)	307x154 h.87	287x154 h.87	267x154 h.87	224x104 h.87
cat 300	5,785	5,670	5,394	4,750
cat 500	6,763	6,613	6,268	5,405
cat 700	7,223	6,970	6,694	5,716
fabric BASIC	4,543	4,347	4,071	3,818
fabric LUX	4,680	4,485	4,221	3,921
fabric ELEGANT	4,841	4,646	4,393	4,059
fabric EXCLUSIVE	5,002	4,783	4,554	4,186
fabric PREMIUM	5,370	5,140	4,933	4,462
fabric LUXURY	5,945	5,704	5,543	4,853



name	3-SEATER FIX with curved armrests	2.5-SEATER with SOFA-BED and curved armrests	CORNER SOFA
label	AK+3S+AK	AK+2.5Smeh+AK	AK+3Sfix+A+1Sfix+tub+ 2x HDR
dimensions (LxDxH)	213x104 h.87	193x104 h.87	301x255
cat 300	3,048	3,635	6,556
cat 500	3,658	4,325	7,913
cat 700	3,991	4,567	8,593
fabric BASIC	2,106	2,669	4,591
fabric LUX	2,196	2,759	4,829
fabric ELEGANT	2,335	2,887	5,118
fabric EXCLUSIVE	2,438	2,978	5,357
fabric PREMIUM	2,670	3,187	5,914
fabric LUXURY	3,025	3,520	6,799